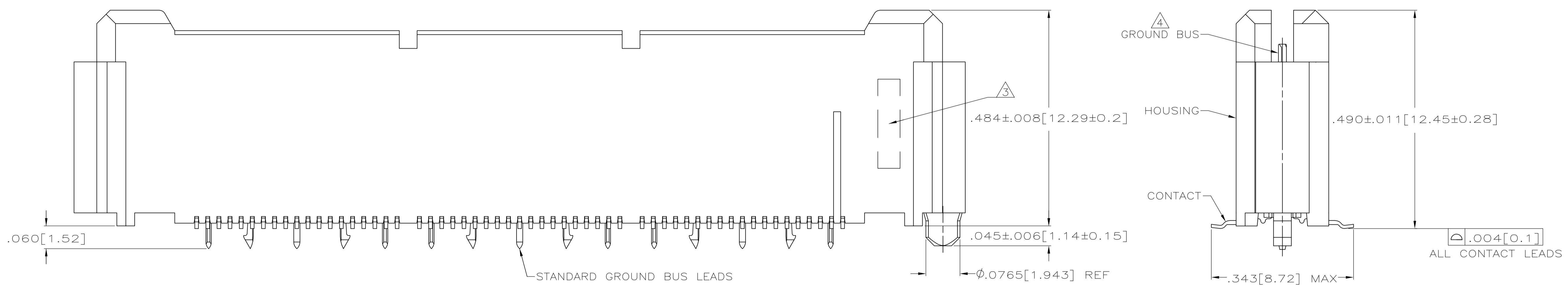


- $\triangle 1$  HOUSING: LIQUID CRYSTAL POLYMER, COLOR BLACK.
- $\triangle 2$  CONTACTS: HIGH RELIABILITY COPPER ALLOY.  
GROUND BUSES: PHOSPHOR BRONZE ALLOY, UNS C51100.
- $\triangle 3$  CONTACTS & GROUND BUSES: NICKEL UNDERPLATE ALL OVER, MATING SURFACE PLATED TO MEET LEVEL 1 PERFORMANCE REQUIREMENTS OF TE PRODUCT SPECIFICATION 108-1422, SOLDER TAILS PLATED MATTE TIN.
- $\triangle 4$  DATE CODE MARKED IN AREA INDICATED ON SIDE OPPOSITE POSITION #1.
- $\triangle 5$  ONE GROUND BUS WITH 5 TAILS PER EACH MODULE.
- $\triangle 6$  TOLERANCE NON-ACCUMULATIVE.
- $\triangle 7$  FOR STANDARD APPLICATIONS, ORIENTATION HOLE TO BE  $\phi .094 \pm .002 [2.39 \pm 0.05]$ .  
FOR SLIP-FIT APPLICATIONS, ORIENTATION HOLE TO BE  $\phi .079 \pm .001 [2.00 \pm 0.03]$ .
- $\triangle 8$  CONNECTORS PACKAGED ON 13 INCH DIA REELS PER EIA 481.
- $\triangle 9$  PRELIMINARY - NOT RELEASED FOR PRODUCTION.

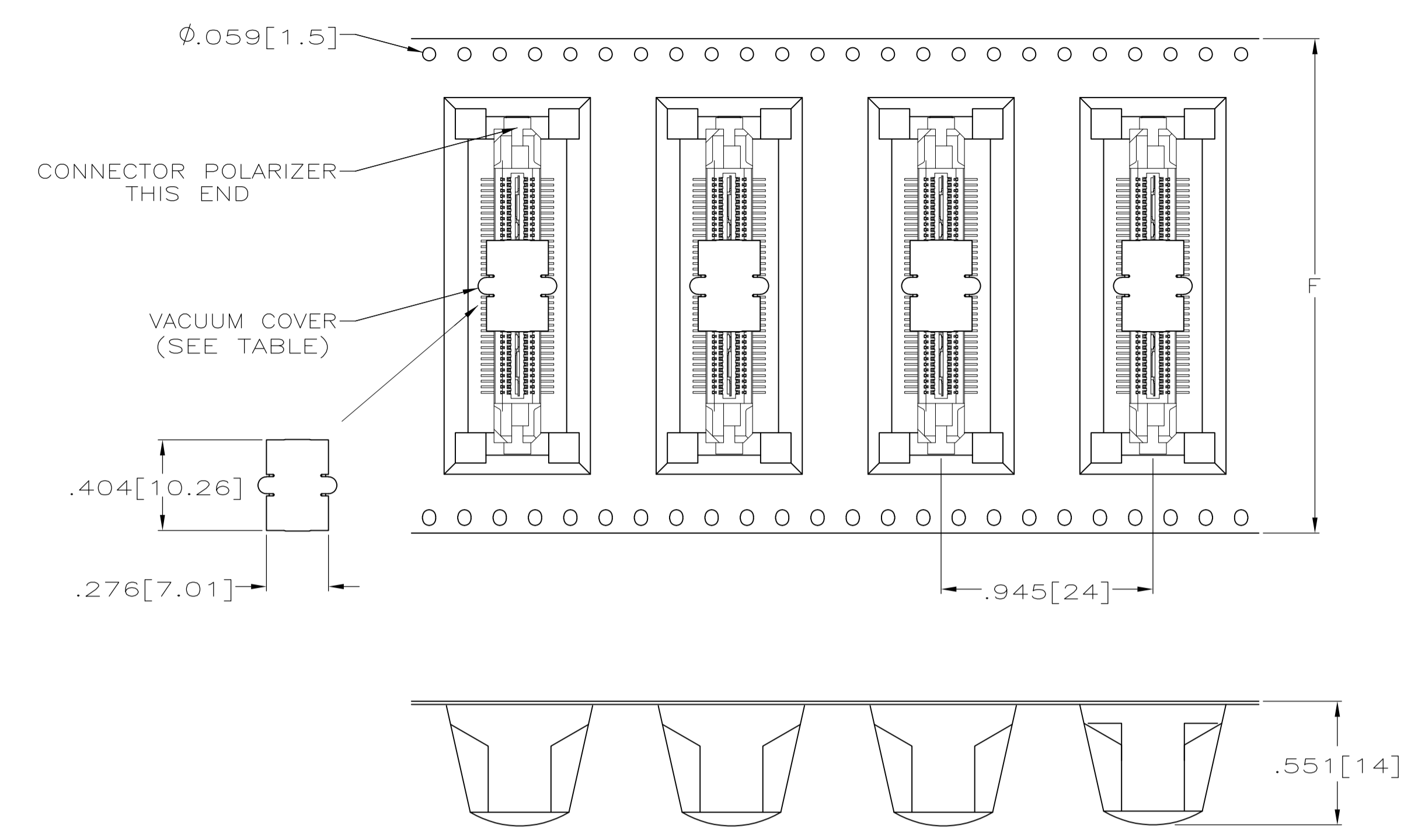


SEE SHEET 2 FOR RECOMMENDED PC BOARD LAYOUT AND PACKAGING DETAIL

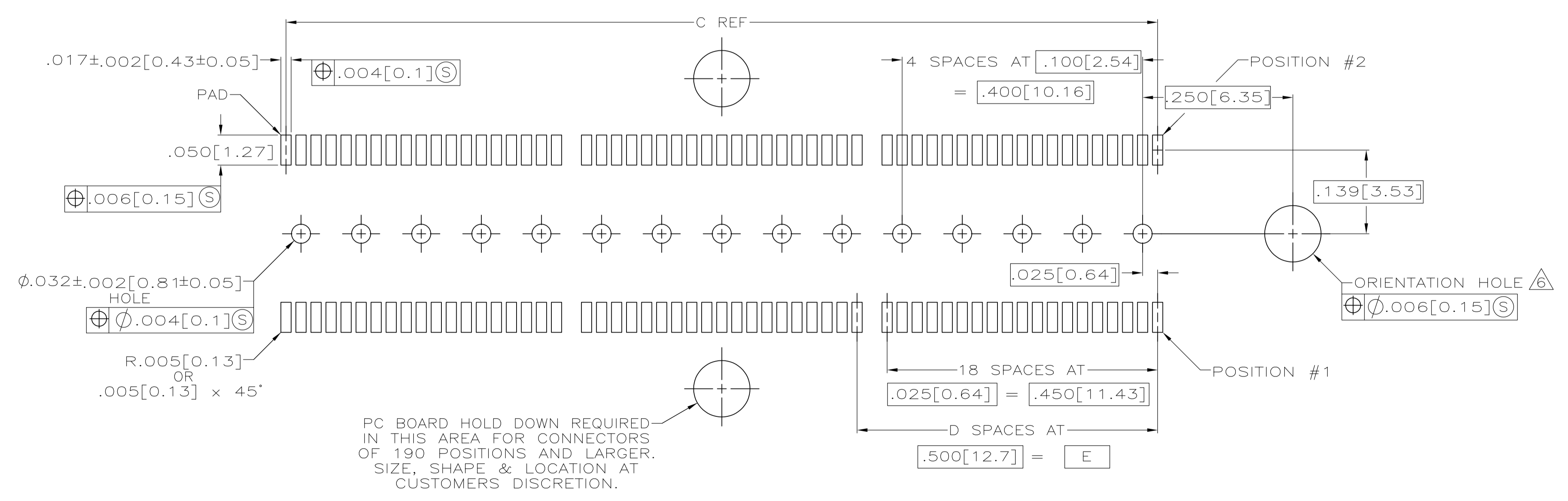
$\triangle 8$	NO	4.724 [120]	3.000 [76.2]	6	3.450 [87.63]	3.898 [99.01]	4.000 [101.6]	266	1-5767149-4
$\triangle 8$	NO	4.094 [104]	2.500 [63.5]	5	2.950 [74.93]	3.398 [86.31]	3.500 [88.9]	228	1-5767149-3
	NO	3.465 [88]	2.000 [50.8]	4	2.450 [62.23]	2.898 [73.61]	3.000 [76.2]	190	1-5767149-2
	NO	3.465 [88]	1.500 [38.1]	3	1.950 [49.53]	2.398 [60.91]	2.500 [63.5]	152	1-5767149-1
	NO	2.835 [72]	1.000 [25.4]	2	1.450 [36.83]	1.898 [48.21]	2.000 [50.8]	114	1-5767149-0
	NO	2.205 [56]	.500 [12.7]	1	.950 [24.13]	1.398 [35.51]	1.500 [38.1]	76	5767149-9
	NO	1.732 [44]	.000 [0]	0	.450 [11.43]	.898 [22.81]	1.000 [25.4]	38	5767149-8
$\triangle 8$	YES	4.724 [120]	3.000 [76.2]	6	3.450 [87.63]	3.898 [99.01]	4.000 [101.6]	266	5767149-7
$\triangle 8$	YES	4.094 [104]	2.500 [63.5]	5	2.950 [74.93]	3.398 [86.31]	3.500 [88.9]	228	5767149-6
	YES	3.465 [88]	2.000 [50.8]	4	2.450 [62.23]	2.898 [73.61]	3.000 [76.2]	190	5767149-5
	YES	3.465 [88]	1.500 [38.1]	3	1.950 [49.53]	2.398 [60.91]	2.500 [63.5]	152	5767149-4
	YES	2.835 [72]	1.000 [25.4]	2	1.450 [36.83]	1.898 [48.21]	2.000 [50.8]	114	5767149-3
	YES	2.205 [56]	.500 [12.7]	1	.950 [24.13]	1.398 [35.51]	1.500 [38.1]	76	5767149-2
	YES	1.732 [44]	.000 [0]	0	.450 [11.43]	.898 [22.81]	1.000 [25.4]	38	5767149-1
	VACUUM COVER INCLUDED	F	E	D	C	B	A	NO OF POS	PART NUMBER

THIS DRAWING IS A CONTROLLED DOCUMENT.

DIMENSIONS: INCHES	TOLERANCES UNLESS OTHERWISE SPECIFIED:	0 PLC $\pm$ -	1 PLC $\pm$ -	2 PLC $\pm$ -	3 PLC $\pm$ .005(0.13)	4 PLC $\pm$ -	ANGLES $\pm$ -
MATERIAL	FINISH	APPROVED: D. DIXON 27 OCT 04		DESIGNED: A. FERNANDEZ 27 OCT 04		TYCO ELECTRONICS	
NAME: PLUG ASSEMBLY, .495[12.57] VERTICAL, .025[0.64] CL, GULL WING LEADS, POCKET TAPE PACKAGED, MICTOR		SIZE: A1	CAGE CODE: 114-11004	DRAWING NO: 108-1422	RESTRICTED TO: -	SCALE: 1:1 SHEET 1 OF 2 REV A	



PACKAGING DETAIL  $\Delta$   
 SCALE 2:1  
 DIMENSIONS ARE FOR REFERENCE



RECOMMENDED PC BOARD LAYOUT  
 (VIEWED FROM CONNECTOR SIDE)

THIS DRAWING IS A CONTROLLED DOCUMENT.		DIB: A. FERNANDEZ 27 OCT 04 CHK: D. DIXON 27 OCT 04 APP'D: D. DIXON 27 OCT 04	Tyco Electronics Corporation Harrisburg, Pa 17105-3608
DIMENSIONS: INCHES	TOLERANCES UNLESS OTHERWISE SPECIFIED: 0. PLC ± - 1. PLC ± - 2. PLC ± - 3. PLC ± .005(0.13) 4. PLC ± - ANGLES ± -	NAME: PLUG ASSEMBLY, .495[12.57] VERTICAL, .025[0.64] CL, GULL WING LEADS, POCKET TAPE PACKAGED, MICTOR	SIZE: A1 CASE CODE: 00779 DRAWING NO: 5767149
MATERIAL: -	FINISH: -	WEIGHT: -	RESTRICTED TO: -
CUSTOMER DRAWING		SCALE: 1:1	SHEET 2 OF 2 REV A